

ART Learning Journey

Students receive their A Level exam paper in February. Until Easter, students prepare studies and resources in preparation for the exam.

Students continue with their coursework and Related Study essays with teacher feedback.

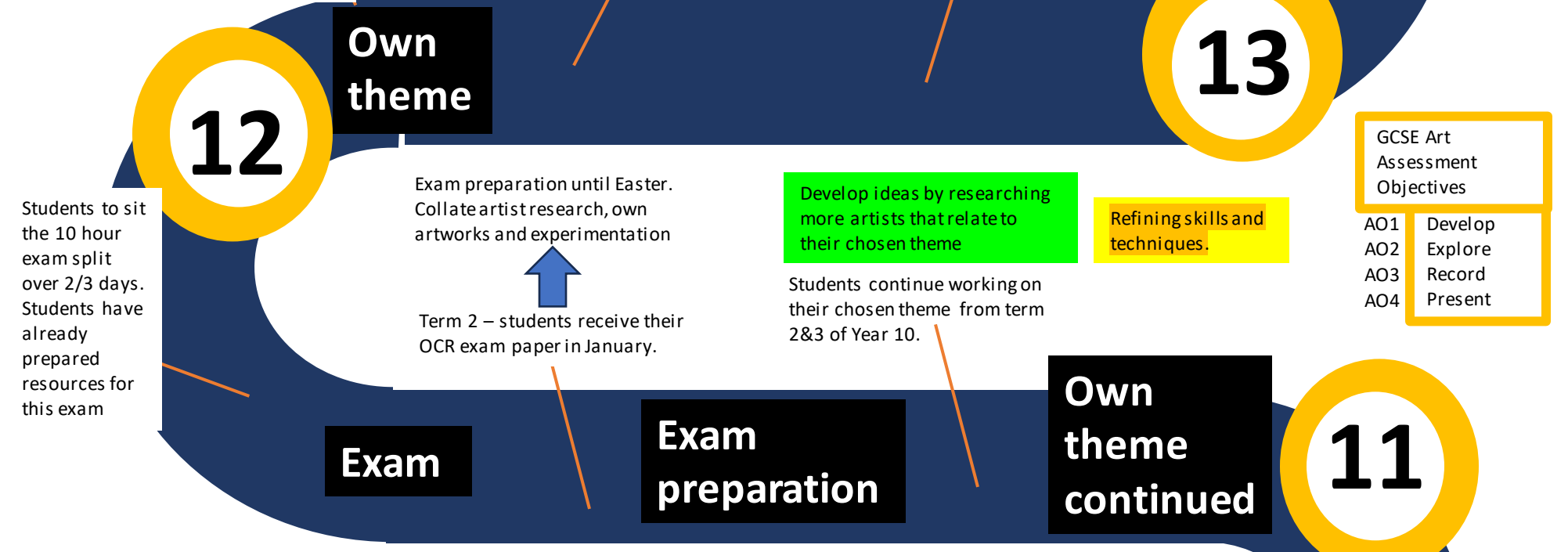
Students sit the 15 hour exam that is split over different days on the students' timetable.

Beyond AGS

- University to study Fine Art, Illustration, Animation, Graphic design, Photography etc.
- Commissioned artwork
- Full time artist
- Art exhibitions
- Art has many transferrable skills that will help in any job due to high levels of imagination and creativity

Retrieval of key art skills, techniques, materials and potential artists from KS3-KS4

A Level Art students choose their topic to explore throughout Years 12 & 13. This also involves an essay assignment for this qualification.



GCSE Art Assessment Objectives	
AO1	Develop
AO2	Explore
AO3	Record
AO4	Present

Students sit the 10 hour exam split over 2/3 days. Students have already prepared resources for this exam

Exam preparation until Easter. Collate artist research, own artworks and experimentation

Term 2 – students receive their OCR exam paper in January.

Develop ideas by researching more artists that relate to their chosen theme

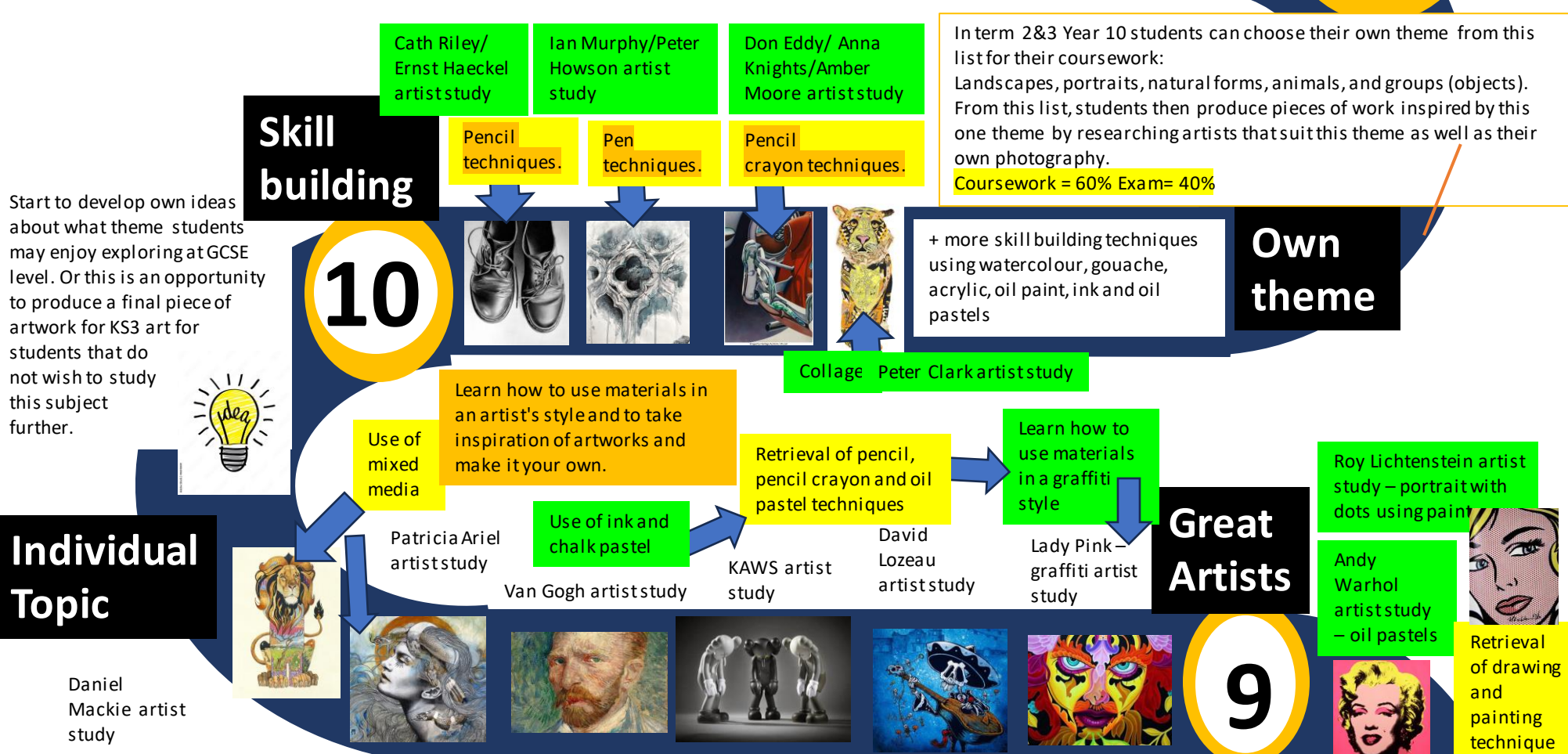
Students continue working on their chosen theme from term 2&3 of Year 10.

Refining skills and techniques.

Start to develop own ideas about what theme students may enjoy exploring at GCSE level. Or this is an opportunity to produce a final piece of artwork for KS3 art for students that do not wish to study this subject further.

Individual Topic

Daniel Mackie artist study



In term 2&3 Year 10 students can choose their own theme from this list for their coursework: Landscapes, portraits, natural forms, animals, and groups (objects). From this list, students then produce pieces of work inspired by this one theme by researching artists that suit this theme as well as their own photography. Coursework = 60% Exam = 40%

+ more skill building techniques using watercolour, gouache, acrylic, oil paint, ink and oil pastels

Mythical Creatures

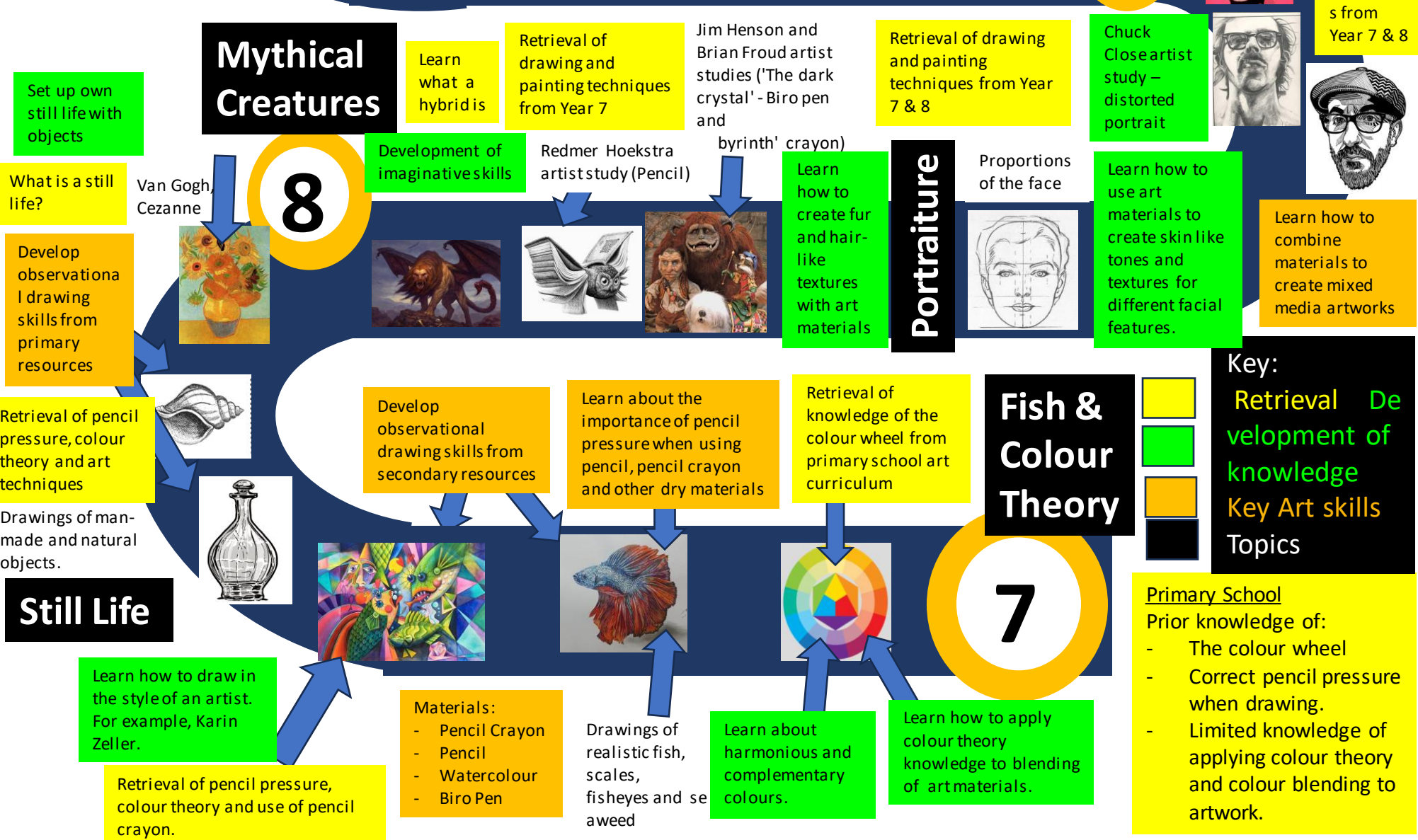
Set up own still life with objects
What is a still life?
Develop observational drawing skills from primary resources

Retrieval of pencil pressure, colour theory and art techniques
Drawings of man-made and natural objects.

Still Life

Learn how to draw in the style of an artist. For example, Karin Zeller.

Retrieval of pencil pressure, colour theory and use of pencil crayon.



Key:
 Retrieval of knowledge
 Development of Key Art skills
 Topics

Primary School Prior knowledge of:
 - The colour wheel
 - Correct pencil pressure when drawing.
 - Limited knowledge of applying colour theory and colour blending to artwork.